



# City of Hesperia

Gateway to the High Desert

## RENTAL HOUSING BUSINESS LICENSE AND INSPECTION PROGRAM – SELF-CERTIFICATION AFFIDAVIT

This executed affidavit shall be signed and returned to the City of Hesperia. The document should be uploaded to the Rental Housing Business License and Inspection Program – Self-Certification Application.

Rental Unit(s) located at: \_\_\_\_\_

Total number of units (if applicable): \_\_\_\_\_

Email Address: \_\_\_\_\_ Telephone No: \_\_\_\_\_

Property Owner Name: \_\_\_\_\_

By signing below, the property owner certifies that the rental property is maintained in good order, meets all the requirements of *H.M.C. Chapter 5.72 – Rental Housing Business License and Inspection Program*, and any other applicable state, or local codes. The owner also certifies that the conditions at the property achieve the minimum standards listed on the Self-Certification Program Interior/Exterior Checklist.

I certify under penalty of perjury that the foregoing is true and correct.

**X** \_\_\_\_\_  
Signature of Property Owner Date



## Self-Certification Interior/Exterior Inspection Checklist/Instructions:

This checklist is designed to assist owners to pass the self-certification or City inspection of their properties under the City of Hesperia's Rental Housing Business License and Inspection Program. Owners should recognize that this checklist is not an all-inclusive list and that owners are responsible for ensuring that their rental properties are in compliance with applicable provisions of the City Code, including the California Building Codes Standards, Uniform Housing Code and Health and Safety Code as well as the City's Zoning Code.

### Interior Inspection Checklist:

#### Smoke/carbon monoxide detectors installed & in working order

- **Testing your Smoke Detector:** Smoke detectors usually have a green light when they are in working order. To test the smoke detector, Press and hold the test button on the smoke detector. It can take a few seconds to begin, but a loud, ear-piercing siren should give off from the smoke detector while the button is pressed. If the sound is weak or nonexistent, the batteries may need to be replaced.




- **Testing your Carbon Monoxide Detector:** To test a carbon monoxide detector, hold down the "test" button until you hear two beeps sound off. Once you hear these beeps, release your finger off the test button. Repeat this step once again, but this time hold down the test button until you hear four beeps.



Ground Fault Circuit Interrupter (GFCI)/Light fixtures/electrical outlets/panels are secure & properly maintained (*Tenant may or may not have access to the electrical panels*)

**Example of Ground Fault Circuit Interrupter (GFCI):**






**Examples of hazardous electrical outlets:**



**Examples of hazardous electrical panels:**



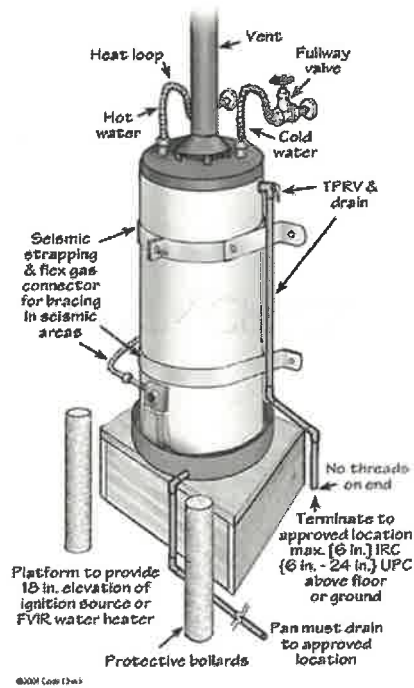
- Heating system is functioning properly
- All sinks, bathtubs & toilets drain properly & are free of leaks
- Windows are operable & open completely – Appropriate access to doorways and windows and the ability to get out of the home in case of an emergency
- Windows are not broken & screens maintained in good condition
- Property is free of rodent/insect infestation- interior & exterior
- The water heater is properly strapped (*Tenant may or may not have access to the water heater*)



**Examples of improperly strapped water heaters:**



**Water Heater in Garage**



# Water Heater Straps



## **Exterior Inspection Checklist:**

### **EXTERIOR AND COMMON AREAS**

Legible and visible address affixed according to Municipal Code requirements  
Foundations are in good solid condition with vents screened  
Roofs are in good repair, free of any visible holes  
Staircases are sound and in good condition  
Guardrails and handrails are in good condition  
Exterior lighting is in good working order at entrance, exit corridors, etc.  
Electrical service panels, meters and enclosures are in good condition and properly labeled  
Fire lanes are clearly marked (signage or painted)  
Exterior walls are free of major cracks and erosion  
Exterior paint showing no signs of damaging deterioration  
Chimneys are in good condition, clean and have spark arrestors (if required)

### **Doors and Locks**

All exterior doors open and shut properly  
Sliding patio doors work properly including all locking and latching mechanisms

### **Landscaping**

The property landscaping is being properly maintained  
No overgrown/dry vegetation or weeds capable of igniting and endangering properties

### **Fire Sprinkler System**

Certification of five-year inspection required (If unit or residence is equipped with sprinklers)

### **Exiting**

Exits are clear and unobstructed all the way to the public right of way  
Fire doors are operable and in good condition

### **Garbage/Recycling Materials**

Garbage service and sufficient garbage containers are provided on site  
Garbage receptacles are stored in proper enclosures or designated area  
Property must be clear from stored junk, rubbish, etc.

### **Fences and Gates**

Property fences and gates are maintained in good condition



**Pools**

Swimming pool gates and enclosures are in compliance with Municipal Code  
Swimming pool is maintained pursuant to Health and Safety requirements  
Spa is maintained pursuant to Health and Safety requirements

**Parking**

Driveways and parking areas are in good condition and available for intended use  
Garages and carports are in good condition and available for intended use  
Inoperable vehicles must be stored out of the front yard or exterior side yard and on a paved surface

**OTHER IMPORTANT ITEMS**

No buildings or portions thereof occupied for living, sleeping, cooking or dining purposes which were not designed or intended to be used for such occupancies are considered substandard. For example: Occupants living in a shed, garage, accessory vehicle, motorhome or trailer on a property.

**Comments:**

---

---

---

---

---

---

---

---

---

---