

HESPERIA CITY COUNCIL ADVISORY COMMITTEE AGENDA

Regular Meetings

2nd Wednesday

January, April, July & October

Date: November 12, 2008
Special Meeting

Time: 6:00 P.M.

COMMITTEE MEMBERS

Craig Sundgren, Chair

Al Vogler, Vice Chair

Dana Gordon

Thomas Robbins

Julie Jensen

* - * - * - * - * - * - * - *

Council Member Thurston Smith,
Council Liaison

Mike Podegracz, City Manager



CITY OF HESPERIA
9700 Seventh Avenue
Council Chambers
Hesperia, CA 92345
City Offices: (760) 947-1000

Documents produced by the City and distributed less than 72 hours prior to the meeting regarding any item on the agenda will be made available in the City Clerk's office located at 9700 Seventh Avenue during normal business hours or on the City's website.



NOTE: In compliance with the Americans with Disability Act, if you need special assistance to participate in this meeting, please contact the Building Official, Tom Harp, at (760) 947-1200. Notification 48 hours prior to the meeting will enable the City to make reasonable arrangements to ensure accessibility.

**November 12, 2008
SPECIAL MEETING
AGENDA
HESPERIA CITY COUNCIL ADVISORY COMMITTEE**

CALL TO ORDER

6:00 p.m.

- A. Pledge of Allegiance
- B. Roll Call:
 - Chair Sundgren
 - Vice Chair Vogler
 - Member Gordon
 - Member Robbins
 - Member Jensen
- C. Approve Minutes from June 11, 2008 Special Meeting

ITEMS FOR CONSIDERATION

- 1. Updating Speed Limits on Bear Valley Road

Recommended Action:

It is recommended that the Hesperia City Council Advisory Committee review and support Staff's recommendation that the City Council adopt Resolution No. 2008-xxx, updating the speed limits along Bear Valley Road to be consistent with the current Manual on Uniform Traffic Control Devices (MUTCD) and California Vehicle Code (CVC) requirements.

PUBLIC COMMENTS

Please complete a "Comment Card" and give it to the Secretary. Comments are limited to three (3) minutes per individual. State your name and address for the record before making your presentation. This request is optional, but very helpful for the follow-up process.

Under the provisions of the Brown Act, Members are prohibited from taking action on oral requests. However, Members may respond briefly or refer the communication to staff.

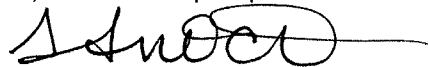
COMMITTEE MEMBER AND STAFF COMMENTS

Committee Members may make comments of general interest and/or direct staff to add specific items to the next agenda.

ADJOURNMENT

The Chair will adjourn the meeting of the Committee.

I, Tina Fuoco, Hesperia City Council Advisory Committee Secretary for City of Hesperia, California do hereby certify that I caused to be posted the foregoing agenda on Monday, November 3, 2008 at 5:30 p.m. pursuant to California Government Code §54954.2.




Tina Fuoco
Hesperia City Council Advisory Committee Secretary



City of Hesperia
STAFF REPORT



DATE: November 12, 2008

TO: Chairman and Board Members
City Council Advisory Committee

FROM: Scott Priester  Director of Development Services

BY:  John Leveillee, City Engineer
Nina Griffith, Office Assistant 

SUBJECT: Updating Speed Limits on Bear Valley Road

RECOMMENDED ACTION

It is recommended that the City Council Advisory Committee review and support Staff's recommendation that the City Council adopt Resolution No. 2008-xxx, updating the speed limits along Bear Valley Road to be consistent with the current Manual on Uniform Traffic Control Devices (MUTCD) and California Vehicle Code (CVC) requirements.

BACKGROUND

The City of Victorville has an agreement with the City of Hesperia to maintain the traffic signals along the Bear Valley Road corridor. As part of this agreement, speed surveys are conducted on a regular basis to determine the enforceability of the posted speed limits on Bear Valley Road. The City of Hesperia recently received copies of the latest speed survey conducted this year. The City of Victorville is seeking input and concurrence to update the speed limits along Bear Valley Road to be consistent with this most recent speed survey and current MUTCD and CVC requirements.

The Hesperia City Council has adopted a policy to regulate the establishment of speed zones in the City of Hesperia. Speed zones provide motorists, police, and the traffic courts with clearly understandable guidelines for reasonable and safer speeds that will facilitate the orderly flow of traffic under normal conditions. It is the policy's goal to reserve speed zoning to thoroughfares with appreciable volumes of traffic where such zoning can be shown to facilitate the orderly flow of traffic.

The implemented policy states that speed zones may be established on City streets that meet the following criteria:

1. Are at least one-half mile in length, and
2. Have a 24-hour average daily volume of at least 2,000 vehicles per day, or
3. Qualify as a business or residential district by definition of the California Vehicle Code, or
4. Are shown on the City's Circulation Element of the General Plan as arterial highways, or
5. Are natural routes which may be an extension of an arterial highway, or
6. Are regularly scheduled bus routes, or
7. Are at least one mile in length without intervening stop signs or traffic signals.

ISSUES/ANALYSIS

The speed survey was conducted on Bear Valley Road on April 1, 2008. After evaluating the results from that survey and comparing the existing speed limits with the 85th percentile speed from the survey, the recommendation was made to increase the speed limit between Cypress Avenue and 2nd Avenue from 45 miles per hour to 50 miles per hour and between Spring Valley Parkway to City limits from 45 miles per hour to 50 miles per hour. The Apple Valley portion at that point currently carries a speed limit of 55 miles per hour. Speeds within the other zones of Bear Valley Road are consistent with the current posted limits.

FISCAL IMPACT

None.

ALTERNATIVE(S)

1. Do not revise speed limits on Bear Valley Road.
2. Provide alternative direction to staff.

ATTACHMENT(S)

1. Speed Surveys
2. Resolution 2008-xxx

RESOLUTION NO. 2008-XXX

**A RESOLUTION OF THE CITY COUNCIL OF THE CITY OF HESPERIA,
CALIFORNIA, UPDATING THE SPEED LIMITS ON BEAR VALLEY ROAD.**

WHEREAS, California Vehicle Code Section 22357(a) states, in part, that whenever a local authority determines upon the basis of an engineering and traffic survey that a speed greater than 25 miles per hour would facilitate the orderly movement of vehicular traffic and would be reasonable and safe upon any street other than a state highway otherwise subject to a prima facie limit of 25 miles per hour, the local authority may by ordinance determine and declare a prima facie speed limit of 30, 35, 40, 45, 50, 55, or 60 miles per hour or a maximum speed limit of 65 miles per hour, whichever is found most appropriate to facilitate the orderly movement of traffic and is reasonable and safe; and

WHEREAS, Municipal Code Sections 10.20.010 and 10.20.020 allow the City Council to establish speed limits by Resolution; and

WHEREAS, speed surveys were conducted along Bear Valley Road from Amargosa Road to City Limits; and

WHEREAS, the City Council will consider approving this Resolution No. 2008-xxx updating the speed limits on Bear Valley Road between Cypress Avenue and 2nd Avenue from 45 miles per hour to 50 miles per hour and between Spring Valley Parkway to City limits from 45 miles per hour to 50 miles per hour.

NOW THEREFORE, BE IT RESOLVED BY THE CITY COUNCIL OF THE CITY OF HESPERIA AS FOLLOWS:

Section 1. All of the facts set forth above are true, correct and are adopted as findings.

Section 2. Resolution Number 2008-XXX sets forth a speed limit of 50 miles per hour on Bear Valley Road between Cypress Avenue and 2nd Avenue and between Spring Valley Parkway to City limits

Section 3. That the City Clerk shall certify to the passage and adopting of this resolution and enter it into the book of original resolutions.

ADOPTED AND APPROVED this day of 2008.

, Mayor

ATTEST:

Vicki C. Soderquist, CMC
City Clerk

Summary of Bear Valley Road Speed Surveys

| Limits | Existing Speed Limit | New Survey | Recommended Speed Limit | Note |
|-----------------------------|----------------------|------------|-------------------------|-----------------------------|
| Amargosa to Cottonwood | 40 | 40 | 40 | |
| Cottonwood to Cypress | 40 | 47 | 40 | High number of collisions |
| Cypress to 2nd | 45 | 49 & 50 | 50 | |
| 2nd to Spring Valley | 45 | 47 | 45 | |
| Spring Valley to City Limit | 45 | 54 | 50 | 55 MPH on Apple Valley side |

City of Victorville
Radar Speed Survey

| MPH | | Vehicles Surveyed | | TOT. VEH. | |
|-----|---|---------------------|-----------|-----------|------------|
| | | Eastbound | Westbound | | |
| 75 | 0 | | | 0 | |
| 74 | 0 | | | 0 | |
| 73 | 0 | | | 0 | |
| 72 | 0 | | | 0 | |
| 71 | 0 | | | 0 | |
| 70 | 0 | | | 0 | |
| 69 | 0 | | | 0 | |
| 68 | 0 | | | 0 | |
| 67 | 0 | | | 0 | |
| 66 | 0 | | | 0 | |
| 65 | 0 | | | 0 | |
| 64 | 0 | | | 0 | |
| 63 | 0 | | | 0 | |
| 62 | 0 | | | 0 | |
| 61 | 0 | | | 0 | |
| 60 | 0 | | | 0 | |
| 59 | 0 | | | 0 | |
| 58 | 1 | | | 2 | |
| 57 | 0 | | | 0 | |
| 56 | 6 | | | 9 | |
| 55 | 2 | | | 3 | |
| 54 | 3 | | | 9 | |
| 53 | 5 | | | 12 | |
| 52 | 7 | | | 8 | |
| 51 | 5 | | | 7 | |
| 50 | 4 | | | 9 | |
| 49 | 3 | | | 4 | |
| 48 | 3 | | | 12 | |
| 47 | 1 | | | 2 | |
| 46 | 2 | | | 7 | |
| 45 | 3 | | | 3 | |
| 44 | 1 | | | 2 | |
| 43 | 0 | | | 5 | |
| 42 | 3 | | | 4 | |
| 41 | 0 | | | 0 | |
| 40 | 0 | | | 1 | |
| 39 | 0 | | | 0 | |
| 38 | 0 | | | 0 | |
| 37 | 0 | | | 0 | |
| 36 | 0 | | | 0 | |
| 35 | 1 | | | 1 | |
| 34 | 0 | | | 0 | |
| 33 | 0 | | | 0 | |
| 32 | 0 | | | 0 | |
| 31 | 0 | | | 0 | |
| 30 | 0 | | | 0 | |
| 29 | 0 | | | 0 | |
| 28 | 0 | | | 0 | |
| 27 | 0 | | | 0 | |
| 26 | 0 | | | 0 | |
| 25 | 0 | | | 0 | |
| | | GRAND TOTALS | | | 100 |

| | |
|------------------------------|---|
| Location: | Bear Valley Road |
| Between: | Spring Valley Parkway - Mojave Fish Hatchery Road |
| Weather: | Sunny |
| Date: | 4/1/08 |
| Time From: | 10:30 |
| Time To: | 10:50 |
| Existing Speed Limit: | 45 M. P. H. |

| | |
|--|----------------|
| % Over Pace: | 0% |
| % In Pace: | 2% |
| % Under Pace: | 98% |
| Average Speed: | 50 M.P.H. |
| Pace Speed: | 57 - 66 M.P.H. |
| 85th Percentile / Critical Speed: | 54 M.P.H. |

Radar Survey Conducted By:
Counts Unlimited, Inc.
 25286 Jaclyn Avenue
 Moreno Valley, CA 92557
 T 951-485-7934 F 951-243-3124

City of Victorville
Radar Speed Survey

| Speed | MPH | | Vehicles Surveyed | | TOT. VEH. |
|---------------------|-----|-----|-------------------|-----------|------------|
| | N/B | S/B | Eastbound | Westbound | |
| 75 | 0 | 0 | | | 0 |
| 74 | 0 | 0 | | | 0 |
| 73 | 0 | 0 | | | 0 |
| 72 | 0 | 0 | | | 0 |
| 71 | 0 | 0 | | | 0 |
| 70 | 0 | 0 | | | 0 |
| 69 | 0 | 0 | | | 0 |
| 68 | 0 | 0 | | | 0 |
| 67 | 0 | 0 | | | 0 |
| 66 | 0 | 0 | | | 0 |
| 65 | 0 | 0 | | | 0 |
| 64 | 0 | 0 | | | 0 |
| 63 | 0 | 0 | | | 0 |
| 62 | 0 | 0 | | | 0 |
| 61 | 0 | 0 | | | 0 |
| 60 | 0 | 0 | | | 0 |
| 59 | 0 | 0 | | | 0 |
| 58 | 0 | 0 | | | 0 |
| 57 | 0 | 0 | | | 0 |
| 56 | 0 | 0 | | | 0 |
| 55 | 1 | 0 | | | 1 |
| 54 | 0 | 0 | | | 0 |
| 53 | 0 | 0 | | | 0 |
| 52 | 2 | 1 | | | 3 |
| 51 | 3 | 0 | | | 3 |
| 50 | 1 | 0 | | | 1 |
| 49 | 4 | 0 | | | 4 |
| 48 | 4 | 2 | | | 6 |
| 47 | 1 | 2 | | | 3 |
| 46 | 7 | 5 | | | 12 |
| 45 | 4 | 0 | | | 4 |
| 44 | 6 | 2 | | | 8 |
| 43 | 2 | 8 | | | 10 |
| 42 | 7 | 6 | | | 13 |
| 41 | 1 | 2 | | | 3 |
| 40 | 1 | 7 | | | 8 |
| 39 | 2 | 3 | | | 5 |
| 38 | 3 | 4 | | | 7 |
| 37 | 0 | 2 | | | 2 |
| 36 | 1 | 3 | | | 4 |
| 35 | 0 | 1 | | | 1 |
| 34 | 0 | 2 | | | 2 |
| 33 | 0 | 0 | | | 0 |
| 32 | 0 | 0 | | | 0 |
| 31 | 0 | 0 | | | 0 |
| 30 | 0 | 0 | | | 0 |
| 29 | 0 | 0 | | | 0 |
| 28 | 0 | 0 | | | 0 |
| 27 | 0 | 0 | | | 0 |
| 26 | 0 | 0 | | | 0 |
| 25 | 0 | 0 | | | 0 |
| GRAND TOTALS | | | | | 100 |

| | |
|--|----------------------------------|
| Location: | Bear Valley Road |
| Between: | Appatite Avenue - Ridgcrest Road |
| Weather: | Sunny |
| Date: | 4/1/08 |
| Time From: | 11:20 |
| Time To: | 11:40 |
| Existing Speed Limit: | 45 M. P. H. |
| % Over Pace: | 0% |
| % In Pace: | 18% |
| % Under Pace: | 82% |
| Average Speed: | 43 M.P.H. |
| Pace Speed: | 48 - 57 M.P.H. |
| 85th Percentile / Critical Speed: | 47 M.P.H. |

Radar Survey Conducted By:
Counts Unlimited, Inc.
25286 Jaclyn Avenue
Moreno Valley, CA 92557
T 951-485-7934 F 951-243-3124

City of Victorville
Radar Speed Survey

| Speed | MPH | | Vehicles Surveyed | | TOT. VEH. |
|---------------------|-----|-----|-------------------|-------------|------------|
| | N/B | S/B | Eastbound | Westbound | |
| 75 | 0 | 0 | | | 0 |
| 74 | 0 | 0 | | | 0 |
| 73 | 0 | 0 | | | 0 |
| 72 | 0 | 0 | | | 0 |
| 71 | 0 | 0 | | | 0 |
| 70 | 0 | 0 | | | 0 |
| 69 | 0 | 0 | | | 0 |
| 68 | 0 | 0 | | | 0 |
| 67 | 0 | 0 | | | 0 |
| 66 | 0 | 0 | | | 0 |
| 65 | 0 | 0 | | | 0 |
| 64 | 0 | 0 | | | 0 |
| 63 | 0 | 0 | | | 0 |
| 62 | 0 | 0 | | | 0 |
| 61 | 0 | 0 | | | 0 |
| 60 | 0 | 0 | | | 0 |
| 59 | 0 | 0 | | | 0 |
| 58 | 0 | 0 | | | 0 |
| 57 | 0 | 0 | | | 0 |
| 56 | 1 | 0 | | | 1 |
| 55 | 0 | 0 | | | 0 |
| 54 | 0 | 0 | | | 0 |
| 53 | 1 | 0 | | | 1 |
| 52 | 0 | 0 | | | 0 |
| 51 | 0 | 2 | | X X | 2 |
| 50 | 1 | 3 | | X X X | 4 |
| 49 | 3 | 1 | | X X X | 4 |
| 48 | 4 | 2 | | X X X X | 6 |
| 47 | 4 | 1 | | X X X X | 5 |
| 46 | 6 | 5 | | X X X X X | 11 |
| 45 | 5 | 4 | | X X X X X | 9 |
| 44 | 3 | 1 | | X X X X | 4 |
| 43 | 4 | 2 | | X X X X X | 6 |
| 42 | 4 | 7 | | X X X X X X | 11 |
| 41 | 2 | 2 | | X X X X | 4 |
| 40 | 5 | 5 | | X X X X X | 10 |
| 39 | 2 | 1 | | X X X X | 3 |
| 38 | 3 | 5 | | X X X X X | 8 |
| 37 | 0 | 2 | | X X X | 2 |
| 36 | 0 | 4 | | X X X X | 4 |
| 35 | 1 | 1 | | X X | 2 |
| 34 | 0 | 1 | | X | 1 |
| 33 | 0 | 0 | | | 0 |
| 32 | 0 | 1 | | X | 1 |
| 31 | 0 | 0 | | | 0 |
| 30 | 1 | 0 | | | 1 |
| 29 | 0 | 0 | | | 0 |
| 28 | 0 | 0 | | | 0 |
| 27 | 0 | 0 | | | 0 |
| 26 | 0 | 0 | | | 0 |
| 25 | 0 | 0 | | | 0 |
| GRAND TOTALS | | | | | 100 |

| | |
|------------------------------|------------------------------|
| Location: | Bear Valley Road |
| Between: | 2nd Avenue - Appatite Avenue |
| Weather: | Sunny |
| Date: | 4/1/08 |
| Time From: | 11:45 |
| Time To: | 12:05 |
| Existing Speed Limit: | 45 M. P. H. |

| | |
|--|----------------|
| % Over Pace: | 0% |
| % In Pace: | 18% |
| % Under Pace: | 82% |
| Average Speed: | 43 M.P.H. |
| Pace Speed: | 48 - 57 M.P.H. |
| 85th Percentile / Critical Speed: | 47 M.P.H. |

Radar Survey Conducted By:
Counts Unlimited, Inc.
25286 Jaclyn Avenue
Moreno Valley, CA 92557
T 951-485-7934 F 951-243-3124

City of Victorville
Radar Speed Survey

| MPH | | Vehicles Surveyed | | | | | | | | | | TOT. veh. | |
|---------------------|---|-------------------|--|--|--|--|-----------|--|--|--|--|-----------|------------|
| | | Eastbound | | | | | Westbound | | | | | | |
| 75 | 0 | | | | | | | | | | | | 0 |
| 74 | 0 | | | | | | | | | | | | 0 |
| 73 | 0 | | | | | | | | | | | | 0 |
| 72 | 0 | | | | | | | | | | | | 0 |
| 71 | 0 | | | | | | | | | | | | 0 |
| 70 | 0 | | | | | | | | | | | | 0 |
| 69 | 0 | | | | | | | | | | | | 0 |
| 68 | 0 | | | | | | | | | | | | 0 |
| 67 | 0 | | | | | | | | | | | | 0 |
| 66 | 0 | | | | | | | | | | | | 0 |
| 65 | 0 | | | | | | | | | | | | 0 |
| 64 | 0 | | | | | | | | | | | | 0 |
| 63 | 0 | | | | | | | | | | | | 0 |
| 62 | 0 | | | | | | | | | | | | 0 |
| 61 | 0 | | | | | | | | | | | | 0 |
| 60 | 0 | | | | | | | | | | | | 0 |
| 59 | 0 | | | | | | | | | | | | 0 |
| 58 | 0 | | | | | | | | | | | | 0 |
| 57 | 0 | | | | | | | | | | | | 0 |
| 56 | 4 | | | | | | | | | | | | 4 |
| 55 | 0 | | | | | | | | | | | | 0 |
| 54 | 1 | | | | | | | | | | | | 1 |
| 53 | 0 | | | | | | | | | | | | 0 |
| 52 | 2 | | | | | | | | | | | | 2 |
| 51 | 2 | | | | | | | | | | | | 2 |
| 50 | 2 | | | | | | | | | | | | 2 |
| 49 | 3 | | | | | | | | | | | | 3 |
| 48 | 4 | | | | | | | | | | | | 4 |
| 47 | 4 | | | | | | | | | | | | 4 |
| 46 | 5 | | | | | | | | | | | | 5 |
| 45 | 4 | | | | | | | | | | | | 4 |
| 44 | 5 | | | | | | | | | | | | 5 |
| 43 | 6 | | | | | | | | | | | | 6 |
| 42 | 5 | | | | | | | | | | | | 5 |
| 41 | 0 | | | | | | | | | | | | 0 |
| 40 | 2 | | | | | | | | | | | | 2 |
| 39 | 1 | | | | | | | | | | | | 1 |
| 38 | 0 | | | | | | | | | | | | 0 |
| 37 | 0 | | | | | | | | | | | | 0 |
| 36 | 0 | | | | | | | | | | | | 0 |
| 35 | 0 | | | | | | | | | | | | 0 |
| 34 | 0 | | | | | | | | | | | | 0 |
| 33 | 0 | | | | | | | | | | | | 0 |
| 32 | 0 | | | | | | | | | | | | 0 |
| 31 | 0 | | | | | | | | | | | | 0 |
| 30 | 0 | | | | | | | | | | | | 0 |
| 29 | 0 | | | | | | | | | | | | 0 |
| 28 | 0 | | | | | | | | | | | | 0 |
| 27 | 0 | | | | | | | | | | | | 0 |
| 26 | 0 | | | | | | | | | | | | 0 |
| 25 | 0 | | | | | | | | | | | | 0 |
| GRAND TOTALS | | | | | | | | | | | | | 100 |

| | |
|------------------------------|-------------------------|
| Location: | Bear Valley Road |
| Between: | 5th Avenue - 2nd Avenue |
| Weather: | Sunny |
| Date: | 4/1/08 |
| Time From: | 12:05 |
| Time To: | 12:25 |
| Existing Speed Limit: | 45 M.P.H. |

| | |
|--|----------------|
| % Over Pace: | 0% |
| % In Pace: | 15% |
| % Under Pace: | 85% |
| Average Speed: | 46 M.P.H. |
| Pace Speed: | 51 - 60 M.P.H. |
| 85th Percentile / Critical Speed: | 50 M.P.H. |

Radar Survey Conducted By:
Counts Unlimited, Inc.
 25286 Jaclyn Avenue
 Moreno Valley, CA 92557
 T 951-485-7934 F 951-243-3124

City of Victorville
Radar Speed Survey

| Speed | | MPH | | Vehicles Surveyed | | TOT. VEH. |
|---------------------|---|-----|-----|-------------------|-------------|------------|
| | | N/B | S/B | Eastbound | Westbound | |
| 75 | 0 | 0 | 75 | | | 0 |
| 74 | 0 | 0 | 74 | | | 0 |
| 73 | 0 | 0 | 73 | | | 0 |
| 72 | 0 | 0 | 72 | | | 0 |
| 71 | 0 | 0 | 71 | | | 0 |
| 70 | 0 | 0 | 70 | | | 0 |
| 69 | 0 | 0 | 69 | | | 0 |
| 68 | 0 | 0 | 68 | | | 0 |
| 67 | 0 | 0 | 67 | | | 0 |
| 66 | 0 | 0 | 66 | | | 0 |
| 65 | 0 | 0 | 65 | | | 0 |
| 64 | 0 | 0 | 64 | | | 0 |
| 63 | 0 | 0 | 63 | | | 0 |
| 62 | 0 | 0 | 62 | | | 0 |
| 61 | 0 | 0 | 61 | | | 0 |
| 60 | 0 | 0 | 60 | | | 0 |
| 59 | 0 | 0 | 59 | | | 0 |
| 58 | 0 | 0 | 58 | | | 0 |
| 57 | 0 | 0 | 57 | | | 2 |
| 56 | 2 | 0 | 56 | | | 2 |
| 55 | 1 | 0 | 55 | | | 1 |
| 54 | 1 | 0 | 54 | | | 1 |
| 53 | 1 | 1 | 53 | | X | 2 |
| 52 | 2 | 0 | 52 | | X | 2 |
| 51 | 3 | 2 | 51 | | X X X X X | 5 |
| 50 | 0 | 5 | 50 | | X X X X X | 5 |
| 49 | 2 | 4 | 49 | | X X X X X | 6 |
| 48 | 2 | 5 | 48 | | X X X X X | 7 |
| 47 | 3 | 2 | 47 | | X X X X X | 5 |
| 46 | 2 | 6 | 46 | | X X X X X X | 8 |
| 45 | 8 | 4 | 45 | | X X X X X X | 12 |
| 44 | 2 | 2 | 44 | | X X X X X | 4 |
| 43 | 6 | 3 | 43 | | X X X X X X | 9 |
| 42 | 4 | 5 | 42 | | X X X X X X | 9 |
| 41 | 2 | 3 | 41 | | X X X X X | 5 |
| 40 | 2 | 4 | 40 | | X X X X X | 6 |
| 39 | 2 | 0 | 39 | | X X X X X | 2 |
| 38 | 4 | 3 | 38 | | X X X X X | 7 |
| 37 | 1 | 0 | 37 | | X | 1 |
| 36 | 0 | 0 | 36 | | | 0 |
| 35 | 0 | 1 | 35 | | X | 1 |
| 34 | 0 | 0 | 34 | | | 0 |
| 33 | 0 | 0 | 33 | | | 0 |
| 32 | 0 | 0 | 32 | | | 0 |
| 31 | 0 | 0 | 31 | | | 0 |
| 30 | 0 | 0 | 30 | | | 0 |
| 29 | 0 | 0 | 29 | | | 0 |
| 28 | 0 | 0 | 28 | | | 0 |
| 27 | 0 | 0 | 27 | | | 0 |
| 26 | 0 | 0 | 26 | | | 0 |
| 25 | 0 | 0 | 25 | | | 0 |
| GRAND TOTALS | | | | | | 100 |

| | |
|------------------------------|-----------------------------|
| Location: | Bear Valley Road |
| Between: | Cypress Avenue - 5th Avenue |
| Weather: | Sunny |
| Date: | 4/1/08 |
| Time From: | 12:25 |
| Time To: | 12:45 |
| Existing Speed Limit: | 45 M. P. H. |

| | |
|--|----------------|
| % Over Pace: | 0% |
| % In Pace: | 18% |
| % Under Pace: | 82% |
| Average Speed: | 45 M.P.H. |
| Pace Speed: | 50 - 59 M.P.H. |
| 85th Percentile / Critical Speed: | 49 M.P.H. |

Radar Survey Conducted By:
Counts Unlimited, Inc.
 25286 Jaclyn Avenue
 Moreno Valley, CA 92557
 T 951-485-7934 F 951-243-3124

City of Victorville
Radar Speed Survey

| Speed | MPH | | Vehicles Surveyed | | Tot. Veh. |
|---------------------|-----|-----|-------------------|-----------|------------|
| | NB | S/B | Eastbound | Westbound | |
| 75 | 0 | 0 | | | 0 |
| 74 | 0 | 0 | | | 0 |
| 73 | 0 | 0 | | | 0 |
| 72 | 0 | 0 | | | 0 |
| 71 | 0 | 0 | | | 0 |
| 70 | 0 | 0 | | | 0 |
| 69 | 0 | 0 | | | 0 |
| 68 | 0 | 0 | | | 0 |
| 67 | 0 | 0 | | | 0 |
| 66 | 0 | 0 | | | 0 |
| 65 | 0 | 0 | | | 0 |
| 64 | 0 | 0 | | | 0 |
| 63 | 0 | 0 | | | 0 |
| 62 | 0 | 0 | | | 0 |
| 61 | 0 | 0 | | | 0 |
| 60 | 0 | 0 | | | 0 |
| 59 | 0 | 0 | | | 0 |
| 58 | 1 | 0 | | | 1 |
| 57 | 0 | 0 | | | 0 |
| 56 | 0 | 0 | | | 0 |
| 55 | 0 | 0 | | | 0 |
| 54 | 1 | 2 | | | 3 |
| 53 | 1 | 2 | | | 3 |
| 52 | 0 | 1 | | | 1 |
| 51 | 1 | 1 | | | 2 |
| 50 | 1 | 0 | | | 1 |
| 49 | 0 | 1 | | | 1 |
| 48 | 4 | 5 | | | 9 |
| 47 | 7 | 1 | | | 8 |
| 46 | 6 | 6 | | | 12 |
| 45 | 4 | 6 | | | 10 |
| 44 | 3 | 0 | | | 3 |
| 43 | 4 | 5 | | | 9 |
| 42 | 6 | 4 | | | 10 |
| 41 | 5 | 4 | | | 9 |
| 40 | 0 | 3 | | | 3 |
| 39 | 2 | 1 | | | 3 |
| 38 | 1 | 2 | | | 3 |
| 37 | 2 | 1 | | | 3 |
| 36 | 0 | 2 | | | 2 |
| 35 | 1 | 2 | | | 3 |
| 34 | 0 | 0 | | | 0 |
| 33 | 0 | 1 | | | 1 |
| 32 | 0 | 0 | | | 0 |
| 31 | 0 | 0 | | | 0 |
| 30 | 0 | 0 | | | 0 |
| 29 | 0 | 0 | | | 0 |
| 28 | 0 | 0 | | | 0 |
| 27 | 0 | 0 | | | 0 |
| 26 | 0 | 0 | | | 0 |
| 25 | 0 | 0 | | | 0 |
| GRAND TOTALS | | | | | 100 |

| | |
|--|------------------------------------|
| Location: | Bear Valley Road |
| Between: | Cottonwood Avenue - Cypress Avenue |
| Weather: | Sunny |
| Date: | 4/1/08 |
| Time From: | 12:45 |
| Time To: | 1:05 |
| Existing Speed Limit: | 40 M.P.H. |
| % Over Pace: | 0% |
| % In Pace: | 12% |
| % Under Pace: | 88% |
| Average Speed: | 44 M.P.H. |
| Pace Speed: | 49 - 58 M.P.H. |
| 85th Percentile / Critical Speed: | 47 M.P.H. |

| | |
|-----------------------------------|-------------------------|
| Radar Survey Conducted By: | Counts Unlimited, Inc. |
| 25286 Jaclyn Avenue | Moreno Valley, CA 92557 |
| T 951-485-7934 | F 951-243-3124 |

City of Victorville
Radar Speed Survey

| MPH | | Vehicles Surveyed | | TOT. VEH. |
|---------------------|---|-------------------|-----------|------------|
| | | Eastbound | Westbound | |
| 75 | 0 | | | 0 |
| 74 | 0 | | | 0 |
| 73 | 0 | | | 0 |
| 72 | 0 | | | 0 |
| 71 | 0 | | | 0 |
| 70 | 0 | | | 0 |
| 69 | 0 | | | 0 |
| 68 | 0 | | | 0 |
| 67 | 0 | | | 0 |
| 66 | 0 | | | 0 |
| 65 | 0 | | | 0 |
| 64 | 0 | | | 0 |
| 63 | 0 | | | 0 |
| 62 | 0 | | | 0 |
| 61 | 0 | | | 0 |
| 60 | 0 | | | 0 |
| 59 | 0 | | | 0 |
| 58 | 0 | | | 0 |
| 57 | 0 | | | 0 |
| 56 | 0 | | | 0 |
| 55 | 0 | | | 0 |
| 54 | 0 | | | 0 |
| 53 | 0 | | | 0 |
| 52 | 0 | | | 0 |
| 51 | 1 | | | 1 |
| 50 | 0 | | | 0 |
| 49 | 1 | | | 1 |
| 48 | 0 | | | 0 |
| 47 | 0 | | | 0 |
| 46 | 1 | | | 1 |
| 45 | 0 | | | 0 |
| 44 | 3 | | | 3 |
| 43 | 1 | | | 2 |
| 42 | 2 | | | 2 |
| 41 | 3 | | | 5 |
| 40 | 1 | | | 3 |
| 39 | 3 | | | 5 |
| 38 | 3 | | | 8 |
| 37 | 5 | | | 9 |
| 36 | 3 | | | 6 |
| 35 | 4 | | | 9 |
| 34 | 3 | | | 10 |
| 33 | 6 | | | 10 |
| 32 | 5 | | | 10 |
| 31 | 3 | | | 7 |
| 30 | 2 | | | 7 |
| 29 | 0 | | | 1 |
| 28 | 0 | | | 0 |
| 27 | 0 | | | 0 |
| 26 | 0 | | | 0 |
| 25 | 0 | | | 0 |
| GRAND TOTALS | | | | 100 |

| | |
|------------------------------|------------------------------------|
| Location: | Bear Valley Road |
| Between: | Mall Boulevard - Cottonwood Avenue |
| Weather: | Sunny |
| Date: | 4/1/08 |
| Time From: | 1:15 |
| Time To: | 1:30 |
| Existing Speed Limit: | 50 / 40 M. P. H. |

| | |
|--|----------------|
| % Over Pace: | 1% |
| % In Pace: | 17% |
| % Under Pace: | 82% |
| Average Speed: | 36 M.P.H. |
| Pace Speed: | 40 - 49 M.P.H. |
| 85th Percentile / Critical Speed: | 40 M.P.H. |

| | |
|-----------------------------------|-------------------------------|
| Radar Survey Conducted By: | Counts Unlimited, Inc. |
| Address: | 25286 Jaclyn Avenue |
| City: | Moreno Valley, CA 92557 |
| Phone: | T 951-485-7934 F 951-243-3124 |